



AMERICAN
TECHNICAL
CERAMICS

DESIGN KITS



CAPACITORS • RESISTORS • INDUCTORS




 **THE
ENGINEERS'
CHOICE®**

Table of Contents

Order Form 2

Corporate Profile..... 3

ATC Multilayer Capacitor Design Kits..... 4-7

ATC Multilayer Capacitor Lab Kits..... 8

ATC MLC Tuning Stick Kits 9

ATC 400 Z, 400 L, and 400 S Precision Tolerance NPO RF Microwave Capacitor Design Kits 10

ATC Single Layer Capacitor Design Kits..... 11

ATC Resistive Products Design Kits 12

ATC Inductor Design Kits..... 13

Corporate Profile

ATC designs, develops, manufactures and markets Multilayer Capacitors, Single Layer Capacitors, Resistive Products, Inductors and Custom Thin Film Products for RF, microwave and millimeter-wave applications. Our products are primarily focused on the wireless communications infrastructure, fiber optic, medical electronics, semiconductor manufacturing equipment, defense, aerospace, and satellite communications markets. For over fifty years, ATC's family of superior component and custom integrated packaging solutions has been represented by **THE ENGINEERS' CHOICE™** brand.

Customer interface is administered by our own personnel and independent sales representatives. American Technical Ceramics is headquartered in Huntington Station, New York and has an Advanced Technology Center in Jacksonville, Florida. This is the center of excellence for our traditional product lines and the development and manufacturing facilities for Thin Film and Resistive Products.

American Technical Ceramics' Sales and Customer Service Center, serving Europe, Africa and the Middle East, is located in the Czech Republic. ATC has Regional Sales Offices in Surrey, England and Hallbergmoos, Germany. The Company's wholly-owned subsidiary offering Sales and Technical Support for Asia is located in Shenzhen, P.R. China.

American Technical Ceramics is a wholly-owned subsidiary of AVX Corp. The common stock of AVX is listed on the New York Stock Exchange (symbol "AVX").



▲ ATC's Jacksonville Facility occupies approximately 100,000 sq. ft.



◀ ATC's New York Facility occupies approximately 90,000 sq. ft.

RLC Products

- Multilayer Ceramic Capacitors
- Capacitor Assemblies for Power Applications
- Single Layer Ceramic Capacitors
- Resistor Products
- Inductor Products

Process and Packaging

- Thin Film Custom Products: metalization and patterned substrates for a broad range of hybrid circuit requirements

Markets Served

- Wireless Communications Infrastructure
- Semiconductor Manufacturing Equipment
- Medical Diagnostic Equipment
- Sattelite Systems
- Public Safety Radio
- Avionic Systems
- Military and Aerospace
- Commerical Broadcast Transmitters
- Fiber Optic Communications
- Automotive Electronics

Facilities

- Huntington Station, New York – Sales, Applications Support, Manufacturing and Distribution Center
- Jacksonville, Florida – Advanced Technology Center, Manufacturing Facility

Download complete pdf data sheets at www.atceramics.com

ATC's website includes a complete listing of technical articles in pdf format, as well as new product updates and design support software. As an added convenience, ATC Multilayer Capacitor Kits and Inductor Design Kits may be purchased online.



NOTE: Contact ATC's Applications Engineers for further technical information at (+1-631) 622-4700.

A M E R I C A N T E C H N I C A L C E R A M I C S

ATC North America
sales@atceramics.com










ATC Europe
saleseur@atceramics.com

ATC Asia
sales@atceramics-asia.com



ATC Multilayer Capacitor Design Kits: Each Kit contains a selection of popular chip capacitor values for circuit prototyping.

 = RoHS Compliant Products.

Kit #		Item #	Description	Cap. Value Range (pF)	Cap. Values (pF)	Tol.	Price
Kit 1		DK0001	100A Porcelain Superchip® 16 different values, 15 pcs. min. per value	0.1 to 2.0	0.1, 0.2, 0.3, 0.4, 0.5, 0.6, 0.7, 0.8, 0.9, 1.0, 1.1, 1.2, 1.5.....	±0.1	\$120.00
Kit 1T		DK0001T			1.6, 1.8, 2.0.....	±0.25	
Kit 2		DK0002	100A Porcelain Superchip® 16 different values, 15 pcs. min. per value	1.0 to 10	1.0, 1.2, 1.5, 1.8, 2.0, 2.2, 2.4, 2.7, 3.0, 3.3.....	±0.1	\$120.00
Kit 2T		DK0002T			3.9, 4.7, 5.6, 6.8, 8.2.....	±0.25	
Kit 3		DK0003	100A Porcelain Superchip® 16 different values, 15 pcs. min. per value	10 to 100	10, 12, 15, 18, 20, 22, 24, 27, 30, 33, 39, 47, 56, 68, 82, 100.....	±5%	\$120.00
Kit 3T		DK0003T					
Kit 4		DK0004	700A Porcelain and Ceramic 16 different values, 15 pcs. min. per value	0.1 to 2.0	0.1, 0.2, 0.3, 0.4, 0.5, 0.6, 0.7, 0.8, 0.9, 1.0, 1.1, 1.2, 1.5.....	±0.1	\$120.00
Kit 4T		DK0004T			1.6, 1.8, 2.0.....	±0.25	
Kit 5		DK0005	700A Porcelain and Ceramic 16 different values, 15 pcs. min. per value	1.0 to 10	1.0, 1.2, 1.5, 1.8, 2.0, 2.2, 2.4, 2.7, 3.0, 3.3 ..	±0.1	\$120.00
Kit 5T		DK0005T			3.9, 4.7, 5.6, 6.8, 8.2.....	±0.25	
Kit 6		DK0006	700A Porcelain and Ceramic 16 different values, 15 pcs. min. per value	10 to 100	10, 12, 15, 18, 20, 22, 24, 27, 30, 33, 39, 47, 56, 68, 82, 100.....	±5%	\$120.00
Kit 6T		DK0006T					
Kit 7		DK0007	700A Porcelain and Ceramic 16 different values, 15 pcs. min. per value	100 to 1000	100, 120, 150, 180, 200, 220, 240, 270, 300, 330, 390, 470.....	±5%	\$120.00
Kit 7T		DK0007T			560, 680, 820, 1000.....	±10	
Kit 8		DK0008	100B Porcelain Superchip® 16 different values, 15 pcs. min. per value	1.0 to 10	1.0, 1.2, 1.5, 1.8, 2.0, 2.2, 2.4, 2.7, 3.0, 3.3	±0.1	\$150.00
Kit 8T		DK0008T			3.9, 4.7, 5.6, 6.8, 8.2.....	±0.25	

A M E R I C A N T E C H N I C A L C E R A M I C S

ATC North America
sales@atceramics.com









ATC Europe
saleseur@atceramics.com

ATC Asia
sales@atceramics-asia.com



ATC Multilayer Capacitor Design Kits: Each Kit contains a selection of popular chip capacitor values for circuit prototyping.

 = RoHS Compliant Products.

Kit #		Item #	Description	Cap. Value Range (pF)	Cap. Values (pF)	Tol.	Price
Kit 9		DK0009	100B Porcelain Superchip® 16 different values, 15 pcs. min. per value	10 to 100	10, 12, 15, 18, 20, 22, 24, 27, 30, 33, 39, 47, 56, 68, 82, 100.....	±5%	\$150.00
Kit 9T		DK0009T					
Kit 10		DK0010	100B Porcelain Superchip® 16 different values, 15 pcs. min. per value	100 to 1000	100, 120, 150, 180, 200, 220, 240, 270, 300, 330, 390, 470.....	±5%	\$150.00
Kit 10T		DK0010T					
Kit 11		DK0011	700B Porcelain and Ceramic 16 different values, 15 pcs. min. per value	1.0 to 10	1.0, 1.2, 1.5, 1.8, 2.0, 2.2, 2.4, 2.7, 3.0, 3.3.....	±0.1	\$150.00
Kit 11T		DK0011T			3.9, 4.7, 5.6, 6.8, 8.2.....	±0.25	
Kit 11TT					10.....	±5%	
Kit 12		DK0012	700B Porcelain and Ceramic 16 different values, 15 pcs. min. per value	10 to 100	10, 12, 15, 18, 20, 22, 24, 27, 30, 33, 39, 47, 56, 68, 82, 100.....	±5%	\$150.00
Kit 12T		DK0012T					
Kit 13		DK0013	700B Porcelain and Ceramic 16 different values, 15 pcs. min. per value	100 to 1000	100, 120, 150, 180, 200, 220, 240, 270, 300, 330, 390, 470.....	±5%	\$150.00
Kit 13T		DK0013T					
Kit 14		DK0014	700B Porcelain and Ceramic 11 different values, 15 pcs. min. per value	1000 to 5100	1000, 1200, 1500, 1800, 2200, 2700, 3000, 3300, 3900, 4700, 5100.....	±10%	\$150.00
Kit 14T		DK0014T					
Kit 15		DK0015	500S BMC Microwave Millimeter-wave Surface Mount 16 different values, 15 pcs. min. per value	0.1 to 2.0	0.1, 0.2, 0.3, 0.4, 0.5, 0.6, 0.7, 0.8, 0.9, 1.0, 1.1, 1.2, 1.5.....	±0.1	\$120.00
Kit 15T					1.6, 1.8, 2.0.....	±0.25	
Kit 16		DK0016	500S BMC Microwave Millimeter-wave Surface Mount 16 different values, 15 pcs. min. per value	1.0 to 10	1.0, 1.2, 1.5, 1.8, 2.0, 2.2, 2.4, 2.7, 3.0, 3.3.....	±0.1	\$120.00
Kit 16T					3.9, 4.7, 5.6, 6.8, 8.2.....	±0.25	
Kit 16TT					10.....	±5%	

A M E R I C A N T E C H N I C A L C E R A M I C S

ATC North America
sales@atceramics.com










ATC Europe
sales@atceramics.com

ATC Asia
sales@atceramics-asia.com



ATC Multilayer Capacitor Design Kits: Each Kit contains a selection of popular chip capacitor values for circuit prototyping.

 = RoHS Compliant Products.

Kit #		Item #	Description	Cap. Value Range (pF)	Cap. Values (pF)	Tol.	Price
Kit 80T		DK0080T	800A NPO Ceramic High RF Power MLCs 16 different values, 15 pcs. min. per value	0.1 to 2.0	0.1, 0.2, 0.3, 0.4, 0.5, 0.6, 0.7, 0.8, 0.9, 1.0, 1.1, 1.2, 1.5 1.6, 1.8, 2.0.....	±0.1 ±0.25	\$120.00
Kit 81T		DK0081T	800A NPO Ceramic High RF Power MLCs 16 different values, 15 pcs. min. per value	1.0 to 10	1.0, 1.2, 1.5, 1.8, 2.0, 2.2, 2.4, 2.7, 3.0, 3.3... 3.9, 4.7, 5.6, 6.8, 8.2 10.....	±0.1 ±0.25 ±5%	\$120.00
Kit 82T		DK0082T	800A NPO Ceramic High RF Power MLCs 16 different values, 15 pcs. min. per value	10 to 100	10, 12, 15, 18, 20, 22, 24, 27, 30, 33, 39, 47, 56, 68, 82, 100	±5%	\$120.00
Kit 83T		DK0083T	800B NPO Ceramic High RF Power MLCs 16 different values, 15 pcs. min. per value	1.0 to 10	1.0, 1.2, 1.5, 1.8, 2.0, 2.2, 2.4, 2.7, 3.0, 3.3... 3.9, 4.7, 5.6, 6.8, 8.2 10	±0.1 ±0.25 ±5%	\$150.00
Kit 84T		DK0084T	800B NPO Ceramic High RF Power MLCs 16 different values, 15 pcs. min. per value	10 to 100	10, 12, 15, 18, 20, 22, 24, 27, 30, 33, 39, 47, 56, 68, 82, 100	±5%	\$150.00
Kit 85T		DK0085T	800B NPO Ceramic High RF Power MLCs 16 different values, 15 pcs. min. per value	100 to 1000	100, 120, 150, 180, 200, 220, 240, 270, 300, 330, 390, 470 560, 680, 820, 1000	±5% ±10%	\$150.00
Kit 86T		DK0086T	800R NPO Ceramic Ultra-Low ESR MLCs 16 different values, 15 pcs. min. per value	1.0 to 10	1.0, 1.2, 1.5, 1.8, 2.0, 2.2, 2.4, 2.7, 3.0, 3.3 .. 3.9, 4.7, 5.6, 6.8, 8.2 10	±0.1 ±0.25 ±5%	\$250.00
Kit 87T		DK0087T	800R NPO Ceramic Ultra-Low ESR MLCs 16 different values, 15 pcs. min. per value	10 to 100	10, 12, 15, 18, 20, 22, 24, 27, 30, 33, 39, 47, 56, 68, 82, 100	±5%	\$250.00

A M E R I C A N T E C H N I C A L C E R A M I C S

ATC North America
sales@atceramics.com

ATC Europe
saleseur@atceramics.com

ATC Asia
sales@atceramics-asia.com

www.atceramics.com



ATC Multilayer Capacitor Design Kits: Each Kit contains a selection of popular chip capacitor values for circuit prototyping.

 = RoHS Compliant Products.

Kit #		Item #	Description	Cap. Value Range (pF)	Cap. Values (pF)	Tol.	Price
Kit 25T		DK0025T	600S Series Ultra-low ESR High Q Microwave Capacitors 16 different values, 15 pcs. min. per value	0.1 to 2.0	0.1, 0.2, 0.3, 0.4, 0.5, 0.6, 0.7, 0.8, 0.9, 1.0, 1.1, 1.2, 1.5 1.6, 1.8, 2.0.....	±0.1 ±0.25	\$90.00
Kit 26T		DK0026T	600S Series Ultra-low ESR High Q Microwave Capacitors 16 different values, 15 pcs. min. per value	1.0 to 10	1.0, 1.2, 1.5, 1.8, 2.0, 2.2, 2.4, 2.7, 3.0, 3.3... 3.9, 4.7, 5.6, 6.8, 8.2 10.....	±0.1 ±0.25 ±5%	\$90.00
Kit 27T		DK0027T	600S Series Ultra-low ESR High Q Microwave Capacitors 16 different values, 15 pcs. min. per value	10 to 100	10, 12, 15, 18, 20, 22, 24, 27, 30, 33, 39, 47, 56, 68, 82, 100	±5%	\$90.00
Kit 32T		DK0032T	600F Series Ultra-low ESR High Q Microwave Capacitors 16 different values, 15 pcs. min. per value	0.1 to 2.0	0.1, 0.2, 0.3, 0.4, 0.5, 0.6, 0.7, 0.8, 0.9, 1.0, 1.1, 1.2, 1.5 1.6, 1.8, 2.0	±0.1 ±0.25	\$90.00
Kit 33T		DK0033T	600F Series Ultra-low ESR High Q Microwave Capacitors 16 different values, 15 pcs. min. per value	1.0 to 10	1.0, 1.2, 1.5, 1.8, 2.0, 2.2, 2.4, 2.7, 3.0, 3.3 .. 3.9, 4.7, 5.6, 6.8, 8.2 10	±0.1 ±0.25 ±5%	\$90.00
Kit 34T		DK0034T	600F Series Ultra-low ESR High Q Microwave Capacitors 16 different values, 15 pcs. min. per value	10 to 100	10, 12, 15, 18, 20, 22, 24, 27, 30, 33, 39, 47, 56, 68, 82, 100	±5%	\$90.00
Kit 35T		DK0035T	600F Series Ultra-low ESR High Q Microwave Capacitors 7 different values, 15 pcs. min. per value	100 to 240	100, 120, 150, 180, 200, 220, 240	±5%	\$50.00
Kit 36T		DK0036T	600L Series Ultra-low ESR High Q Microwave Capacitors 16 different values, 15 pcs. min. per value	0.1 to 2.0	0.1, 0.2, 0.3, 0.4, 0.5, 0.6, 0.7, 0.8, 0.9, 1.0, 1.1, 1.2, 1.5 1.6, 1.8, 2.0	±0.1 ±0.25	\$90.00
Kit 37T		DK0037T	600L Series Ultra-low ESR High Q Microwave Capacitors 16 different values, 15 pcs. min. per value	1.0 to 10	1.0, 1.2, 1.5, 1.8, 2.0, 2.2, 2.4, 2.7, 3.0, 3.3 3.9, 4.7, 5.6, 6.8, 8.2 10	±0.1 ±0.25 ±5%	\$90.00
Kit 38T		DK0038T	600L Series Ultra-low ESR High Q Microwave Capacitors 8 different values, 15 pcs. min. per value	10 to 27	10, 12, 15, 18, 20, 22, 24, 27	±5%	\$50.00

A M E R I C A N T E C H N I C A L C E R A M I C S

ATC North America
sales@atceramics.com

ATC Europe
saleseur@atceramics.com

ATC Asia
sales@atceramics-asia.com

ATC Multilayer Capacitor Lab Kits: The comprehensive bench-top Lab Kits below provide sufficient inventory for almost any lab application. Custom Kits are also available based upon specific preferences. Contact ATC at +1-631-622-4700 for further information.

 = RoHS Compliant Products.

Kit #		Item #	Description	Cap. Value Range (pF)	Tol.	Price
Lab Kit 1		LK0001	100 A/ 700 A Kit (See Previous Kit Listings) Kit 1, Kit 2, Kit 3, Kit 7, Kit TS1	—	—	\$515.00
Lab Kit 1T		LK0001T	100 A/ 700 A Kit (See Previous Kit Listings) Kit 1T, Kit 2T, Kit 3T, Kit 7T, Kit TS1T	—	—	\$515.00
Lab Kit 2		LK0002	100 B Kit (See Previous Kit Listings) Kit 8, Kit 9, Kit 10, Kit TS2, Kit TS3	—	—	\$495.00
Lab Kit 2T		LK0002T	100 B Kit (See Previous Kit Listings) Kit 8T, Kit 9T, Kit 10T, Kit TS2, Kit TS3	—	—	\$495.00
Lab Kit 3		LK0003	700 A Kit (See Previous Kit Listings) Kit 4, Kit 5, Kit 6, Kit 7, Kit TS1	—	—	\$515.00
Lab Kit 3T		LK0003T	700 A Kit (See Previous Kit Listings) Kit 4T, Kit 5T, Kit 6T, Kit 7T, Kit TS1T	—	—	\$515.00
Lab Kit 4		LK0004	700 B Kit (See Previous Kit Listings) Kit 11, Kit 12, Kit 13, Kit 14, Kit TS2	—	—	\$585.00
Lab Kit 4T		LK0004T	700 B Kit (See Previous Kit Listings) Kit 11T, Kit 12T, Kit 13T, Kit 14T, Kit TS2	—	—	\$585.00












A M E R I C A N T E C H N I C A L C E R A M I C S

ATC North America
sales@atceramics.com

ATC Europe
saleseur@atceramics.com

ATC Asia
sales@atceramics-asia.com

ATC MLC Tuning Stick Kits: ATC Tuning Sticks® allow you to easily select the right capacitance value for your circuit without soldering capacitors. A Tuning Stick® consists of an ATC 100 Series A or B case and 600 Series S or F case capacitor permanently attached to a non-conductive holder. The Stick material has been selected so that its effect on the capacitance value and Q is minimal. Tuning Sticks® are available off the shelf through QUIK-PICK™ 48-Hour Shipment  = RoHS Compliant Products.

Kit #		Item #	Description	Cap. Value Range (pF)	Cap. Values (pF)	Tol.	Price
Kit TS1		TS0001	100A Multilayer Capacitor Tuning Sticks 27 different values	0.1 to 100	0.1..... ±0.1		\$90.00
Kit TS1T		TS0001T			0.5, 1.0, 1.2, 1.5, 1.8, 2.2, 2.7, 3.3, 3.9, 4.7, 5.6 ±0.25 6.8, 8.2, 10, 12, 15, 18, 20, 27, 33, 39, 47..... ±5% 56, 68, 82..... ±10% 100..... ±5%		
Kit TS2		TS0002	100B Multilayer Capacitor Tuning Sticks 22 different values	0.1 to 10	0.1, 0.2, 0.3, 0.4, 0.5..... ±0.1 0.6, 0.7, 0.8, 0.9, 1.0, 1.2, 1.5, 1.8, 2.2, 2.7, 3.3, 3.9, 4.7, 5.6 ±0.25 6.8, 8.2, 10..... ±5%		\$50.00
Kit TS3		TS0003	100B Multilayer Capacitor Tuning Sticks 25 different values	10 to 1000	10, 12, 15, 18, 22, 27, 33, 39, 47, 56, 68, 82, 100, 120..... ±5% 150, 180, 220, 270, 330, 390, 470, 560, 680, 820, 1000... ±10%		\$50.00
Kit TS4T		TS0004T	600S Series Ultra-Low ESR, High Q, NPO Tuning Sticks 16 different values	0.1 to 2.0	0.1, 0.2, 0.3, 0.4, 0.5, 0.6, 0.7, 0.8, 0.9, 1.0, 1.1, 1.2, 1.5..... ±0.1 1.6, 1.8, 2.0..... ±0.25		\$50.00
Kit TS5T		TS0005T	600S Series Ultra-Low ESR, High Q, NPO MLC Tuning Sticks 16 different values	0.1 to 10	1.0, 1.2, 1.5, 1.8, 2.0, 2.2, 2.4, 2.7, 3.0, 3.3..... ±0.1 3.9, 4.7, 5.6, 6.8, 8.2..... ±0.25 10..... ±5%		\$50.00
Kit TS6T		TS0006T	600S Series Ultra-Low ESR, High Q, NPO MLC Tuning Sticks 16 different values	0.1 to 2.0	10, 12, 15, 18, 20, 22, 24, 27, 30, 33, 39, 47, 56, 68, 82, 100..... ±5%		\$50.00
Kit TS7T		TS0007T	600F Series Ultra-Low ESR, High Q, NPO MLC Tuning Sticks 16 different values	10 to 100	0.1, 0.2, 0.3, 0.4, 0.5, 0.6, 0.7, 0.8, 0.9, 1.0, 1.1, 1.2, 1.5..... ±0.1 1.6, 1.8, 2.0..... ±0.25		\$50.00
Kit TS8T		TS0008T	600F Series Ultra-Low ESR, High Q, NPO MLC Tuning Sticks 16 different values	1.0 to 10	1.0, 1.2, 1.5, 1.8, 2.0, 2.2, 2.4, 2.7, 3.0, 3.3..... ±0.1 3.9, 4.7, 5.6, 6.8, 8.2, 10 ±0.25		\$50.00
Kit TS9T		TS0009T	600F Series Ultra-Low ESR, High Q, NPO MLC Tuning Sticks 22 different values	10 to 240	10, 12, 15, 18, 20, 22, 24, 27, 30, 33, 39, 47, 56, 68, 82, 100, 120, 150, 180, 200, 220, 240..... ±5%		\$75.00




A M E R I C A N T E C H N I C A L C E R A M I C S











ATC North America
sales@atceramics.com

ATC Europe
saleseur@atceramics.com

ATC Asia
sales@atceramics-asia.com

ATC 400 Z, 400 L, and 400 S Series Precision Tolerance NPO RF Microwave Capacitor Design Kits: Each Kit contains a selection of popular chip capacitor values for circuit prototyping.

 = RoHS Compliant Products.

Kit #		Item #	Description	Cap. Value Range (pF)	Cap. Values (pF)	Tol.	Price
Kit 70T		DK0070T	400Z Series Precision Tolerance NPO RF Microwave Capacitors 16 different values, 20 pcs. min. per value	0.1 to 1.8	0.1, 0.2, 0.3, 0.4, 0.5, 0.6, 0.7, 0.8, 0.9, 1.0 ±02 1.1, 1.2, 1.3, 1.4, 1.5, 1.8 ±05		\$150.00
Kit 71T		DK0071T	400Z Series Precision Tolerance NPO RF Microwave Capacitors 15 different values, 20 pcs. min. per value	1.0 to 2.5	1.0, 1.1, 1.2, 1.3 1.4, 1.5, 1.6, 1.7, 1.8, 1.9, 2.0 ±05 2.1, 2.2, 2.4, 2.5 ±0.1		\$150.00
Kit 72T		DK0072T	400Z Series Precision Tolerance NPO RF Microwave Capacitors 16 different values, 20 pcs. min. per value	2.0 to 12	2.0, 2.1, 2.2, 2.4, 2.7, 3.0, 3.3, 3.6, 3.9, 4.7, 5.6, 6.8, 7.5, 8.2 ±0.1 10, 12 ±1%		\$150.00
Kit 73T		DK0073T	400L Series Precision Tolerance NPO RF Microwave Capacitors 15 different values, 20 pcs. min. per value	.10 to 1.0	.10, .15, .20, .25, .30, .35, .40, .45, .50, .60, .70, .75, .80, .90, 1.0 ±01		\$150.00
Kit 74T		DK0074T	400L Series Precision Tolerance NPO RF Microwave Capacitors 16 different values, 20 pcs. min. per value	0.8 to 8.2	0.8, 0.9, 1.0, 1.1, 1.2, 1.3 ±02 1.5, 1.8, 1.9, 2.0, 2.4 ±03 3.3, 5.6 ±05 6.8, 7.5, 8.2 ±0.1		\$150.00
Kit 75T		DK0075T	400L Series Precision Tolerance NPO RF Microwave Capacitors 15 different values, 20 pcs. min. per value	10 to 68	10, 12, 15, 18, 20, 21, 22, 24, 27, 30, 33, 39, 47, 56, 68 ±1%		\$150.00
Kit 76T		DK0076T	400S Series Precision Tolerance NPO RF Microwave Capacitors 16 different values, 20 pcs. min. per value	.10 to .90	.10, .15, .20, .25, .30, .35, .40, .45, .50, .55, .60, .65, .70, .75, .80, .90 ±02		\$150.00
Kit 77T		DK0077T	400S Series Precision Tolerance NPO RF Microwave Capacitors 16 different values, 20 pcs. min. per value	1.0 to 5.6	1.0, 1.1, 1.2, 1.5, 1.8, 1.9, 2.0 ±02 2.1, 2.2, 2.4, 2.5, 2.7, 3.0 ±03 3.3, 3.9, 5.6 ±05		\$150.00
Kit 78T		DK0078T	400S Series Precision Tolerance NPO RF Microwave Capacitors 15 different values, 20 pcs. min. per value	10 to 68	10, 12, 15, 18, 20, 21, 22, 24, 27, 30, 33, 39, 47, 56, 68 ±1%		\$150.00







A M E R I C A N T E C H N I C A L C E R A M I C S

ATC North America
sales@atceramics.com

ATC Europe
saalseur@atceramics.com

ATC Asia
sales@atceramics-asia.com

ATC Single Layer Capacitor Design Kits: ATC's SLC Custom Design Kits are based on the Quik Pick™ Selection Guide below. Select values from this list to build your custom Kit. For KIT 6100, select 10 different values from the Quik Pick™ List. You will receive 10 pieces of each value (total 100 pieces). For KIT 6150, select 15 values from the list. You will receive 10 pieces per value (total 150 pieces).  = RoHS Compliant Products.

Kit #		Item#	Description	Cap. Value Range (pF)	Price
Kit 6100		DK6100	116 Series Microcaps® 100 piece total, 10 values, 10 pieces per value	0.1 to 1000 pF	\$120.00
Kit 6150		DK6150	116 Series Microcaps® 150 piece total, 15 values, 10 pieces per value	0.1 to 1000 pF	\$170.00

SLC Selection Guide – 3 to 5 Day Shipment

Series / Case Size (L & W)		116 R .015 (.381) nom.	116 T .025 (.635) nom.	116 U .035 (.889) nom.	116 X .050 (1.27) nom.
Cap (pF)	Cap Code	0.1 to 100 pF	0.2 to 330 pF	0.4 to 820 pF	0.8 to 1000 pF
0.1	0R1	116RA0R1A100TT			
0.2	0R2	116RBB0R2A100TT	116TA0R2A100TT		
0.3	0R3	116RBB0R3A100TT	116TA0R3A100TT		
0.4	0R4	116RCA0R4B100TT	116TA0R4A100TT	116UA0R4A100TT	
0.5	0R5	116RCA0R5B100TT	116TBB0R5A100TT	116UA0R5A100TT	
0.8	0R8	116RDB0R8B100TT	116TBB0R8B100TT	116UBB0R8A100TT	116XA0R8A100TT
1.0	1R0	116RDB1R0C100TT	116TCA1R0B100TT	116UBB1R0B100TT	116XA1R0A100TT
1.2	1R2	116RDB1R2C100TT	116TCA1R2B100TT	116UBB1R2B100TT	116XA1R2A100TT
2.7	2R7	116REA2R7M100TT	116TDB2R7C100TT	116UCA2R7C100TT	116XBB2R7C100TT
3	3R0	116REA3R0M100TT	116TDB3R0C100TT	116UCA3R0C100TT	116XBB3R0C100TT
3.6	3R6	116REA3R6M100TT	116TDB3R6D100TT	116UCA3R6D100TT	116XCA3R6C100TT
5.1	5R1	116REA5R1M100TT	116TDB5R1D100TT	116UDB5R1D100TT	116XCA5R1C100TT
10	100	116RF100M100TT	116TEA100K100TT	116UDB100K100TT	116XDB100J100TT
15	150	116RF150M100TT	116TEA150K100TT	116UEA150K100TT	116XDB150J100TT
22	220	116RGA220M100TT	116TEA220K100TT	116UEA220K100TT	116XDB220K100TT
27	270	116RGA270M100TT	116TF270K100TT	116UEA270K100TT	116XDB270K100TT
33	330	116RGA330M100TT	116TF330K100TT	116UEA330K100TT	116XEA330K100TT
47	470	116RG470M100TT	116TF470K100TT	116UF470K100TT	116XEA470K100TT
56	560	116RG560M100TT	116TF560K100TT	116UF560K100TT	116XEA560K100TT
68	680	116RK680M100TT	116TGA680K100TT	116UF680K100TT	116XEA680K100TT
82	820	116RK820M100TT	116TGA820K100TT	116UF820K100TT	116XEA820K100TT
100	101	116RL101M100TT	116TGA101K100TT	116UF101K100TT	116XF101K100TT
220	221		116TK221M100TT	116UG221M100TT	116XF221K100TT
330	331		116TL331M100TT	116UK331M100TT	116XGA331K100TT
470	471			116UK471M100TT	116XGA471K100TT
560	561			116UL561M100TT	116XG561M100TT
680	681			116UL681M100TT	116XK681M100TT
820	821			116UL821M100TT	116XK821M100TT
1000	102				116XK102M100TT

Inches (mm)






A M E R I C A N T E C H N I C A L C E R A M I C S

ATC North America
sales@atceramics.com

ATC Europe
sales@atceramics.com

ATC Asia
sales@atceramics-asia.com

ATC Resistive Products Design Kits: ATC's Resistive Products Design Kits contain a selection of High Power, Chip Resistors and Terminations with standard values of 50 Ohm and 100 Ohm. Operating frequencies are from DC to 6 Ghz. All designs are manufactured with Non-toxic Aluminum Nitride base substrates.  = RoHS Compliant Products.

Kit #		Item #	Description	Series	Sizes	Power Handling Range (W)	Qty.	Resistance Value (Ohms)	Tol.	Price
					L × W × H					
Kit 40		DK0040	CZ1 Series Surface Mount Chip Terminations	CZ1	.200 × .100 × .040	10 Watt	4	50 Ohm	+/- 2%	\$145.00
					.245 × .245 × .040	20 Watt	4			
					.375 × .250 × .040	30 Watt	2			
.370 × .370 × .040	40 Watt	2								
CS1 Series Surface Mount Chip Resistors	CS1	.200 × .100 × .040	10 Watt	4	100 Ohm	+/- 2%				
		.245 × .245 × .040	20 Watt	4						
		.375 × .250 × .040	30 Watt	2						
		.370 × .370 × .040	40 Watt	2						
CW1 Series Surface Mount Chip Resistors	CW1	.200 × .100 × .040	4 Watt	4	100 Ohm	+/- 2%				
		.245 × .245 × .040	6 Watt	4						
		.375 × .250 × .040	8 Watt	2						
		.370 × .370 × .040	10 Watt	2						
Kit 41		DK0041	CT1 Series Chip Terminations	CT1	.200 × .100 × .040	30 Watt	4	50 Ohm	+/- 5%	
					.245 × .245 × .040	60 Watt	4			
.375 × .250 × .040	150 Watt	4								
.370 × .370 × .040	250 Watt	4								
CR1 Series Chip Resistors	CR1	.100 × .050 × .025	5 Watt	4	100 Ohm					
		.120 × .060 × .025	15 Watt	4						
		.200 × .100 × .040	30 Watt	4						
		.245 × .245 × .040	60 Watt	4						
		.375 × .250 × .040	150 Watt	4						
.370 × .370 × .040	250 Watt	4								



A M E R I C A N T E C H N I C A L C E R A M I C S






ATC North America
sales@atceramics.com

ATC Europe
saleseur@atceramics.com

ATC Asia
sales@atceramics-asia.com

ATC Inductor Design Kits: ATC's WL Series Inductor Design Kits contain a selection of standard inductance values for circuit prototyping.

 = RoHS Compliant Products.

Kit #		Item #	Description	Inductor Value Range (nH)	Inductor Values (nH)	Tol.	Price
Kit 51		DK0051	0402 WL Chip Inductors 41 different values, 15 pieces per value	1.0nH to 120nH	1.0, 1.8, 2.0, 2.2, 2.7, 3.3, 3.6, 3.9, 4.3, 4.7, 5.1, 5.6, 6.2, 6.8, 7.5, 8.2, 8.7, 9, 10, 11, 12, 13, 15, 18, 20, 22, 27, 30, 33, 36, 39, 40, 43, 47, 51, 56, 68, 72, 82, 100, 1205%	\$140.00
Kit 52		DK0052	0603 WL Chip Inductors 50 different values, 15 pieces per value	1.6nH to 390nH	1.6, 1.8, 2.2, 2.4, 3.3, 3.9, 4.3, 5.1, 5.6, 6.3, 6.8, 7.5, 8.2, 8.7, 9.5, 10, 11, 12, 15, 17, 20, 22, 24, 27, 30, 33, 36, 39, 43, 47, 51, 56, 62, 68, 75, 82, 91, 100, 110, 120, 140, 160, 180, 220, 240, 260, 280, 300, 330, 3905%	\$140.00
Kit 53		DK0053	0805 WL Chip Inductors 50 different values, 15 pieces per value	2.7nH to 2700nH	2.7, 3.0, 3.3, 5.6, 6.8, 7.5, 8.2, 8.7, 10, 12, 15, 18, 22, 24, 27, 30, 36, 39, 47, 56, 68, 72, 82, 91, 100, 110, 120, 150, 180, 200, 220, 240, 270, 300, 330, 390, 470, 560, 600, 620, 680, 750, 820, 910, 1000, 1200, 1500, 1800, 2200, 27005%	\$140.00
Kit 54		DK0054	1008 WL Chip Inductors 45 different values, 15 pieces per value	4.7nH to 15,000nH	4.7, 10, 15, 18, 24, 27, 33, 39, 47, 56, 68, 75, 82, 91, 100, 120, 150, 180, 220, 240, 270, 300, 330, 360, 390, 430, 470, 490, 560, 620, 680, 750, 820, 910, 1000, 1200, 1500, 1800, 2200, 2700, 3300, 3900, 4700, 5600, 15,0005%	\$140.00



A M E R I C A N T E C H N I C A L C E R A M I C S

ATC North America
sales@atceramics.com

ATC Europe
saleseur@atceramics.com

ATC Asia
sales@atceramics-asia.com

ATC NORTH AMERICA

AMERICAN TECHNICAL CERAMICS

One Norden Lane, Huntington Station, NY 11746-2142
Phone: +1-631-622-4700 • Fax: +1-631-622-4748
email: sales@atceramics.com • website: www.atceramics.com

ATC EUROPE

American Technical Ceramics' Sales and Customer Service Center, serving Europe, Africa and the Middle East, is located in the Czech Republic.

AMERICAN TECHNICAL CERAMICS CUSTOMER SERVICE CENTER

Za Olsavkou 303
686 01 Uherske Hradiste
Czech Republic
Phone: +420 575757520 • Fax: +420 575757109
e-mail: saleseur@atceramics.com • website: www.atceramics.com

AMERICAN TECHNICAL CERAMICS REGIONAL SALES OFFICE, WESTERN EUROPE

6 Archipelago Park
Lyon Way, Frimley
GU167ER
Surrey, UK
Mobile: +420 575757520
e-mail: sgudge@atceramics.com • website: www.atceramics.com

AMERICAN TECHNICAL CERAMICS REGIONAL SALES OFFICE, EASTERN EUROPE

c/o AVX GmbH
Lilienthalstr. 17/17a
85399 Hallbergmoos
Germany
Phone: +49 811 959 4931 • Mobile: +49 172 8404 775
e-mail: arinortner@atceramics.com • website: www.atceramics.com

ATC ASIA / INDIA SALES AND TECHNICAL SUPPORT OFFICE

AMERICAN TECHNICAL CERAMICS (CHINA) LIMITED

Unit D & E, 11/F JunYun Century Building,
No. 6033 Chegongmiao, Shennan Road, Futian Dist. Shenzhen,
Guangdong Province, 518031 P. R. China
Phone: +86 755 2396 8759 • Fax: +86 755 2396 8442
e-mail: sales@atceramics-asia.com • website: www.atceramics-asia.com

Sales of ATC products are subject to the terms and conditions contained in American Technical Ceramics Corp. Terms and Conditions of Sale (ATC document #001-992 Rev. B 12/05). Copies of these terms and conditions will be provided upon request. They may also be viewed on ATC's website at www.atceramics.com/productfinder/default.asp. Click on the link for Terms and Conditions of Sale.

ATC has made every effort to have this information as accurate as possible. However, no responsibility is assumed by ATC for its use, nor for any infringements of rights of third parties which may result from its use. ATC reserves the right to revise the content or modify its product without prior notice.

© 1999 American Technical Ceramics Corp. All Rights Reserved.

ATC # 001-910; Rev R, 12/15

A M E R I C A N T E C H N I C A L C E R A M I C S

ATC North America
sales@atceramics.com

ATC Europe
saleseur@atceramics.com

ATC Asia
sales@atceramics-asia.com

www.atceramics.com



AMERICAN

ATC North America
sales@atceramics.com

TECHNICAL

ATC Europe
saleseur@atceramics.com

CERAMICS

ATC Asia
sales@atceramics-asia.com

THE ENGINEERS' CHOICE®

www.atceramics.com



ISO 9001 REGISTERED
COMPANY